


Product description:

PAD series put high efficiency mono solar panel,intelligent MPPT charge controller,deep cycle long life LifePO4 battery,high lumen led bridgelux 3030 led chip all in one box,easy to install and transportation.

Product features:

- 1.Put solar panel,led chip,charge controller and battery are in one box,professional industrial design team design.
- 2.Use High end die-cast aluminum forming,with high-end, atmosphere, andic oxidation treatment design appearance,Impact and high temperature resistance,excellent corrosion resistance.
- 3.With Intelligent power regulation, automatic judgment of weather, reasonable planning of discharge discipline.
- 4.With intelligent remote control,UVA technology,long distance remote control,Wearable obstacle,have 4 modes lighting mode for choose,adjust brightness function and so on.
- 5.With intelligent discharge management,Charge and discharge soft and hard dual protection and intelligent equalization technology,deep cycle more than 2000times.
- 6.For total lamp can reach 170LM/W,More than twice the average brightness of ordinary LED sources,view angle is 140 degree , lighting more area.
- 7.With IP65 waterproof IP grade,can work in water in a short time.
- 8.Very easy disassemble,install and transportation.



Technical Parameters:

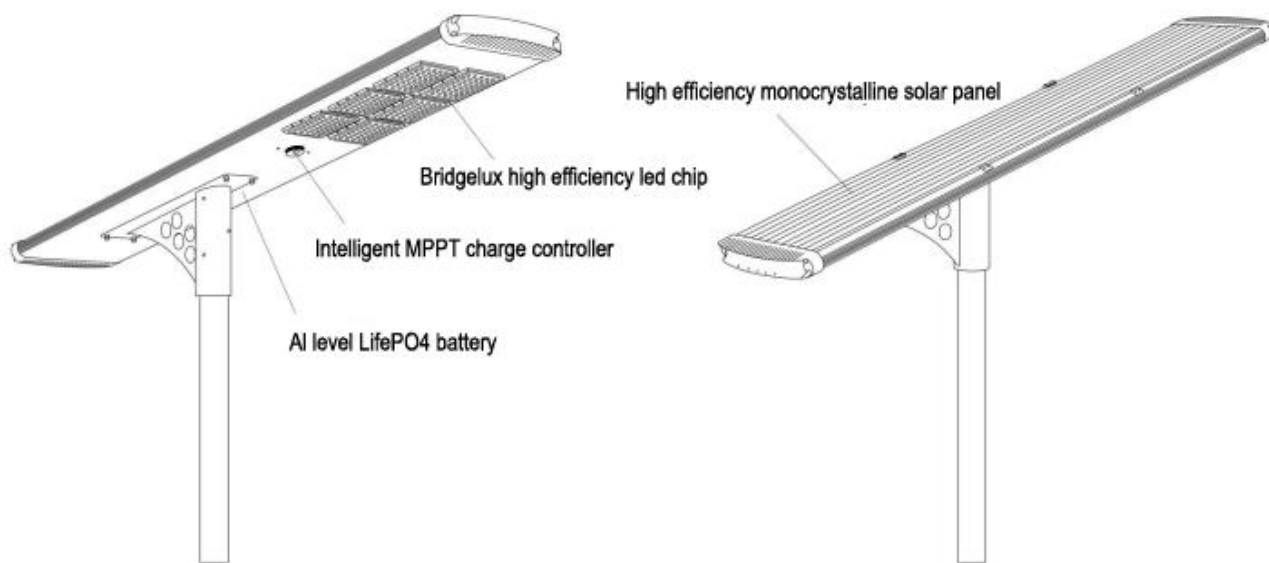
Type Model	PD-30W, PD-40W, PD-50W, PD-60W, PD-80W, PD-100W, PD-120W	
Lumen	170LM/W	
Color temperature	3000K 4000K 5000K 6000K 7000K	
Material+appearance treatment	High end aluminum alloy+Anodizing	
Lithium battery	LifePO4 battery 12.8V （300WH-800WH）	
Solar panel	High efficiency mono solar panel 18V （50W-140W）	
LED chip	Original bridgelux 3030 led chip	
IP grade	IP65	
Discharge time	12hours lighting per day with motion sensor， support 10-12 rainy and cloudy days	
Charging time	6-7hours （bright sunshine）	
Install diameter	Φ 60-65mm(Advice）	
Working temperature	-25℃ — +65℃	
Certificates	CE ROHS IP65 ISO9001	
Warranty	3 years	
Remote control	Yes	
Color rendering index	Ra≥80	
Solar lights controller status indicator	LED indicator status	Indicator light description
	Red （Flicker）	Solar panel is charging the battery
	Red （On）	Battery charged to full power
	Blue （Off）	Battery without output
	Green （On）	Light on

Working characters:

The solar panel converts sunlight into electricity and stored in lithium battery via controller, the LED light will work at night automatically by light sensor control, and provide lighting for the darkness area, the intelligence induction system can save the energy when the high-brightness lighting is not necessary.

User-friendly design, easy to assemble and disassemble:

PAD series is integrated design, lamp body without glue. Compared with any other design light which Non-removable replacement product, PAD design all in one solar lights each parts very easy to maintain and replacement. cut cost also. All the connector have label, all cables use waterproof male and female plug connectors, avoid connect wrong. Styling design, Reflect the rigorous and humane custom spirit of lamps.



High efficiency monocrystalline solar panel:

PAD design lights use the panel which is made of high-efficiency monocrystalline silicon, widely used in space stations and satellites, its conversion rate can reach 21%, above 20%-30% than polycrystalline silicon, faster charging.




LifePO4 battery:

PAD design all in one solar street lights use A1 level LifePO4 battery,deep cycle more than 2000times,high temperature resistance,high current discharge.

Double protection

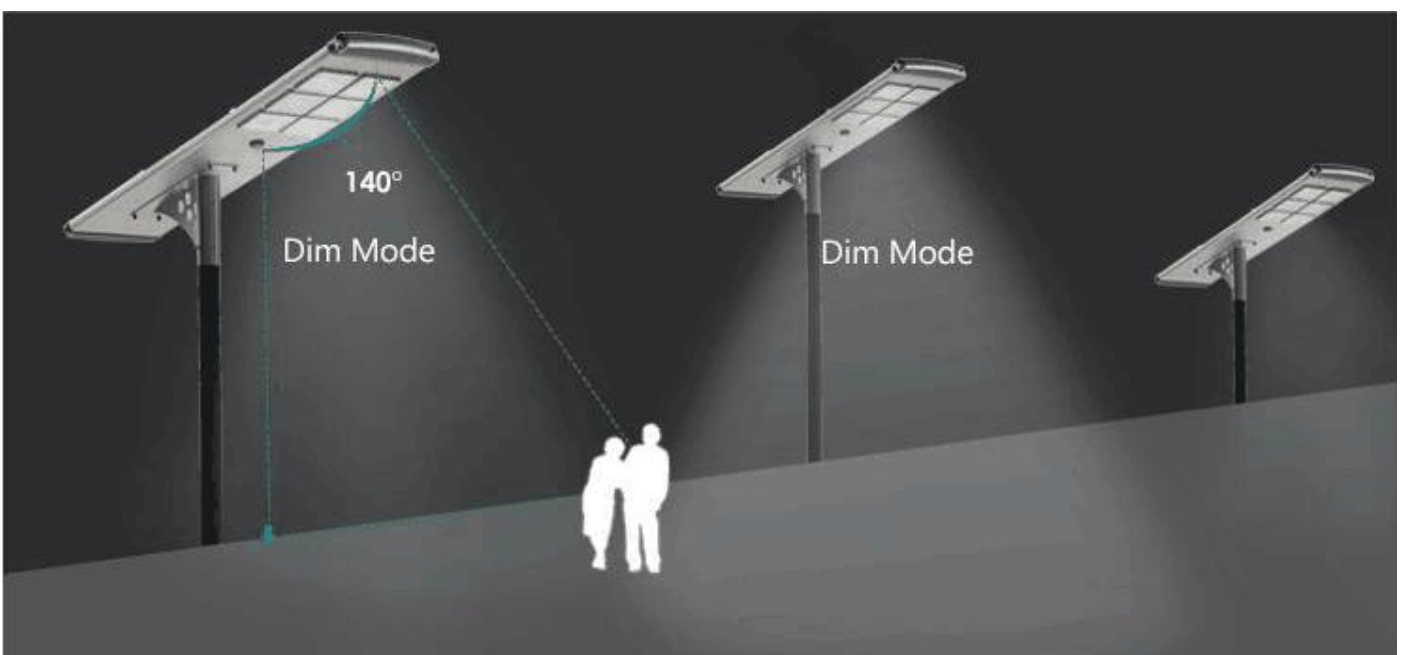
1. Double temperature control system,intelligent controller and LifePO4 battery are with temperature control system,when temperature reach set limit temperature (60 ° C),Smart controller and lithium battery simultaneously power off,double protection for the safety of lithium batteries.
2. An explosion-proof valve is added between each cell of the lithium battery pack,which to prevent the battery from exploding.



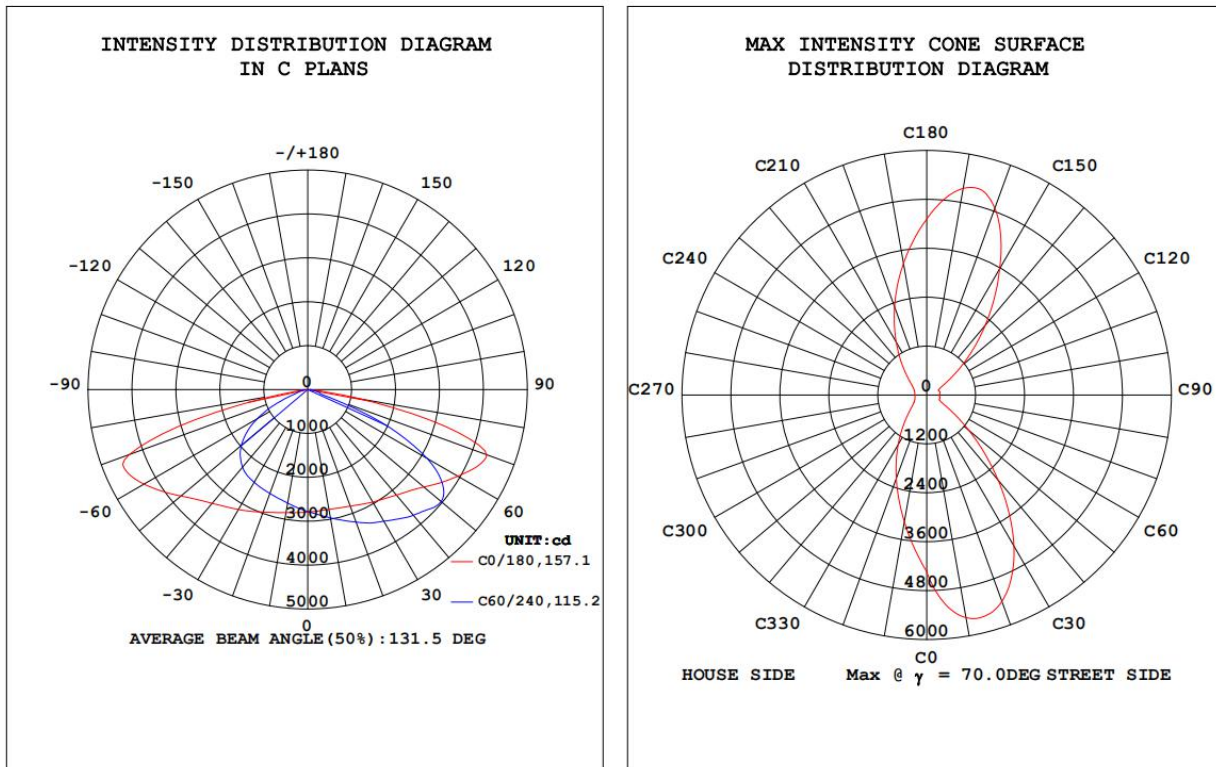
LifePO4 battery deep cycle times

Intelligent microwave induction:

PAD design all in one solar street lights use intelligent microwave induction,sensor more than 12M distance,It's two to three times than traditional PIR motion sensor,Have solved traditional microwave induction is easily disturbed.Microwave sensor ensure effective lighting,environmental and energy saving.



Light distribution: Batwing+Polarized lens,patented lens specially designed,better illumination uniformity improve light effect.



Remote control user manual:

Use UVA technology,remote distance can reach 30M,four lighting modes for choose,can direct penetration of obstacles and according sunshine of each season to adjust.

The most suitable mode can be selected according to seasonal sunshine conditions.

DEMO: No matter day or night, light "on" for 1 minute.

Only for test use.

OFF: No matter day or night, light "OFF".

L: At night, 12hrs full power.


T: At night, 4 hrs full power + 8hrs 25%.

M: At night, 12hrs motion sensor control.

U: At night, 4hrs full power + 8hrs motion sensor control.

Note: After press "OFF", The light off and won't on anymore.


Please Press "M" to resume, it will working with "M" mode again.




Installation diagram:



Package:



Installation simulation:



Precautions:

1. When installing lights, please take it lightly and gently, and it is strictly forbidden to collide or knock to avoid damage.
2. There should be no tall buildings or trees in front of the solar panels to shield the sunlight, and choose to install without cover.
3. All the screws for installing the lamps need to be tightened and screwed tightly, and there should be no loosening.
4. Since the lighting time and power are set according to the factory specifications, if need special lighting mode should be notified before placing the order.
5. When repairing or replacing the led chip, lithium battery, controller, type and power must be the same as our original, it is strictly forbidden to replace the light source with different power models from any other manufacture.
6. When replacing internal parts, wiring must be strictly in accordance with the corresponding wiring diagram. The positive and negative poles are clearly separated, and reverse connection is strictly prohibited.

Applicable place:

Widely used in branch roads, streets, and factory roads, parks, villages, mountains and remote areas, lighting projects, courtyards, schools, plaza and other places that require outdoor lighting, Helping domestic traditional lighting upgrade to LED green new energy lighting.

